

Business Fields

The Hokkaido economy serves as the foundation for HEPCO business. Comparisons between Hokkaido and other prefectures by major economic indicators are given here.

Major power stations (as of March 31, 2008)

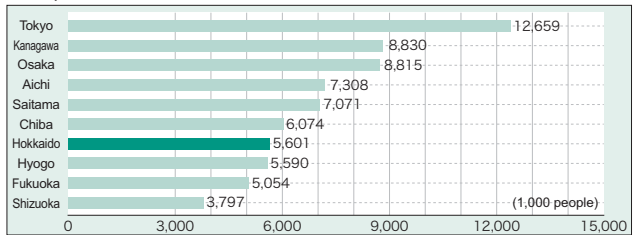
Hydroelectric power (Enumerated below are power stations with output of 30,000 kW or higher.) Total of 53 stations: 1,231,125 kW				
Name of power station	Authorized output (kW)	Breakdown (kW)	Name of river system	Commencement of operation
Uryu	51,000		Ishikari River	August 1943
Takisato	57,000		Ishikari River	July 1999
Nokanan	30,000		Ishikari River	August 1971
Hoheikyo	50,000		Ishikari River	June 1972
Tomura	40,000		Tokachi River	August 1978
Kamiwamatsu	30,400	Unit No. 1: 20,000 Unit No. 2: 10,400	Tokachi River	August 1956 August 1953
Tokachi	40,000		Tokachi River	May 1985
Okuniikappu	44,000		Niikappu River & Saru River	August 1963
Niikappu	200,000	Unit No. 1: 100,000 Unit No. 2: 100,000	Niikappu River	August 1974 November 1974
Takami	200,000	Unit No. 1: 100,000 Unit No. 2: 100,000	Shizunai River	July 1983 April 1993
Shizunai	46,000	Unit No. 1: 23,500 Unit No. 2: 22,500	Shizunai River	November 1966 July 1979

Thermal power (Enumerated below are power stations with outputs of 200,000 kW or higher.) Total of 11 stations: 4,065,410 kW				
Name of power station	Authorized output (kW)	Breakdown (kW)	Fuel	Commencement of operation
Sunagawa	250,000	Unit No. 3: 125,000 Unit No. 4: 125,000	Coal Coal	June 1977 May 1982
Naie	350,000	Unit No. 1: 175,000 Unit No. 2: 175,000	Coal Coal	May 1968 February 1970
Tomakomai	250,000	Unit No. 1: 250,000	Heavy oil Crude oil	November 1973
Date	700,000	Unit No. 1: 350,000 Unit No. 2: 350,000	Heavy oil Heavy oil	November 1978 March 1980
Tomato-Atsuma	1,650,000	Unit No. 1: 350,000 Unit No. 2: 600,000 Unit No. 4: 700,000	Coal Coal Coal	October 1980 October 1985 June 2002
Shiriuchi	700,000	Unit No. 1: 350,000 Unit No. 2: 350,000	Heavy oil Heavy oil	December 1983 September 1998

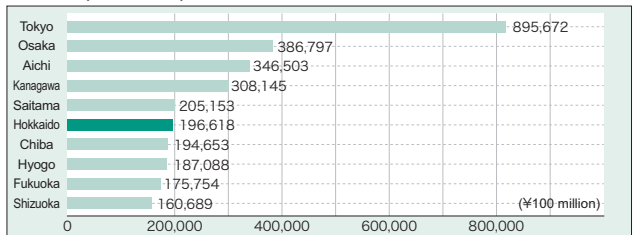
Geothermal power		
Name of power station	Authorized output (kW)	Commencement of operation
Mori	50,000	November 1982

Nuclear power				Commencement of operation
Name of power station	Authorized output (kW)	Breakdown (kW)	Reactor type	Commencement of operation
Tomari	1,158,000	Unit No. 1: 579,000 Unit No. 2: 579,000	Pressurized water reactor Pressurized water reactor	June 1989 April 1991

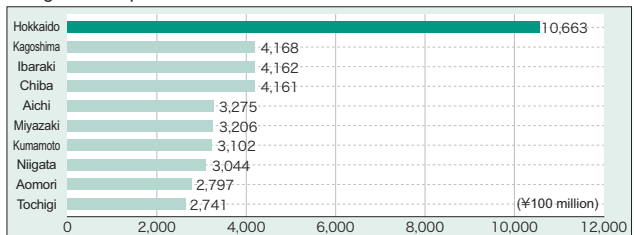
Population (2006)



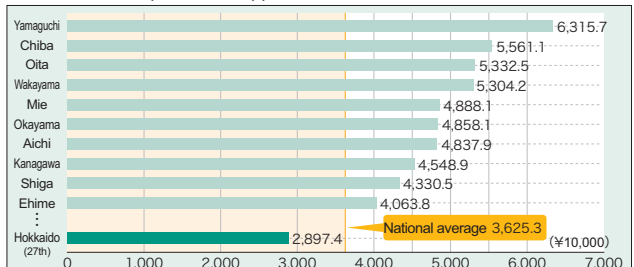
Gross prefectural product (nominal)(2004)



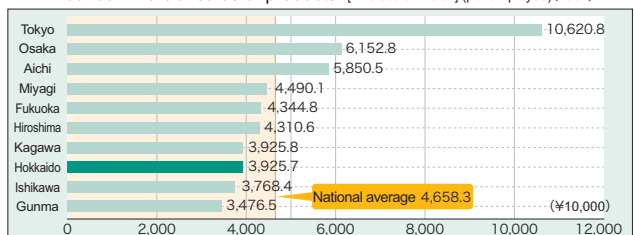
Agricultural production (2005)



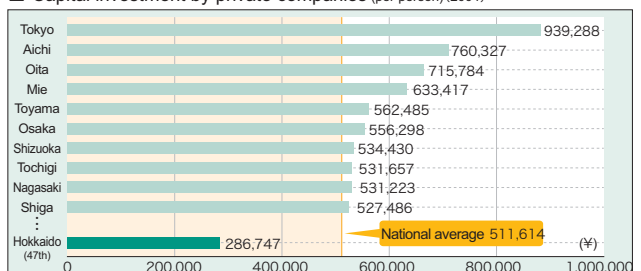
Manufactured products shipped (value per employee)(2005)



Annual commercial sales of products [wholesale + retail] (per employee)(2004)



Capital investment by private companies (per person)(2004)



Source: Statistical Overview of Hokkaido 2007, published by the Hokkaido government

Geothermal power generation

Heat from magma heats groundwater, which becomes high-pressure hot water and steam. This is referred to as geothermal energy. In geothermal power generation, high-temperature steam and hot water created by geothermal energy are taken out to the surface for separation, and turbine is rotated by steam energy.